

1.0 Upgrading NC Formats

When you first run the new CAMplete Version (after installing it), you will see the new upgrade dialog (Figure 1). This dialog handles upgrading things like NC Formats. In this case, the NC Formats will be modified to add Universal Drilling (Heidenhain Cycle 203).

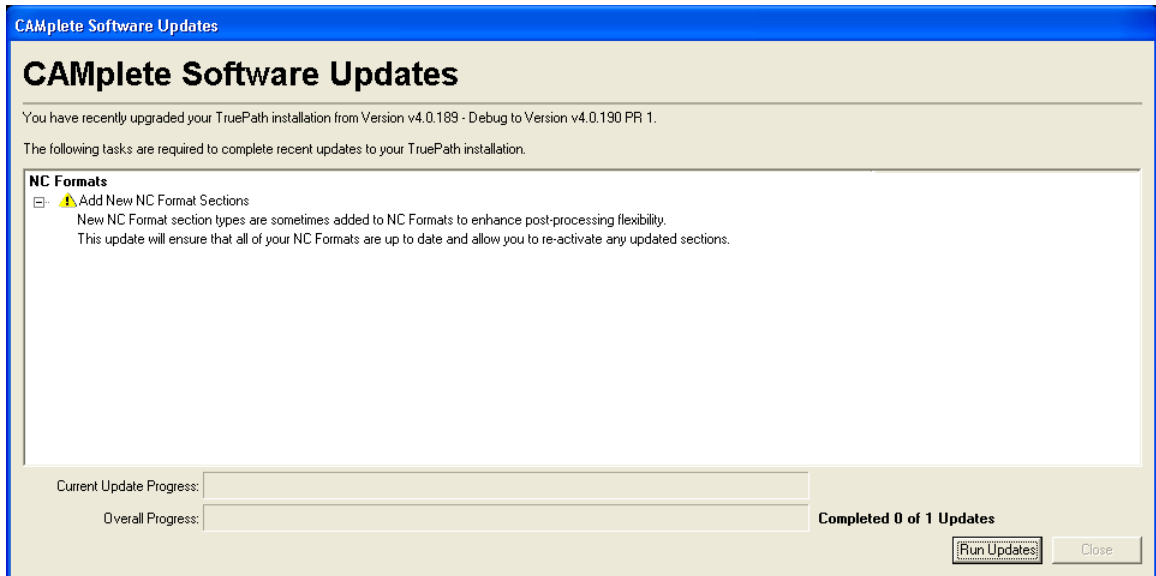


Figure 1: The CAMplete Software Updates dialog

When you are ready, click **Run Updates** to update your new version. You should see that it adds the Universal drilling cycle to all of your NC Formats. Once this is completed, you will be presented with a new dialog asking how you would like to treat these new NC Formats (See Figure 2). Select the option called **Automatically make these format active for me** and click **OK**.

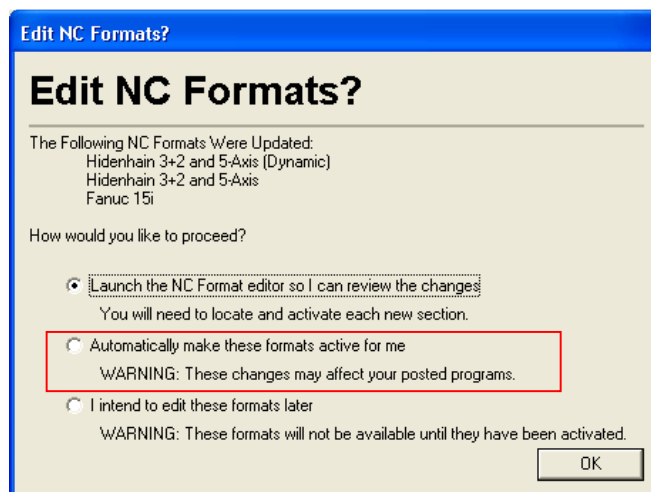
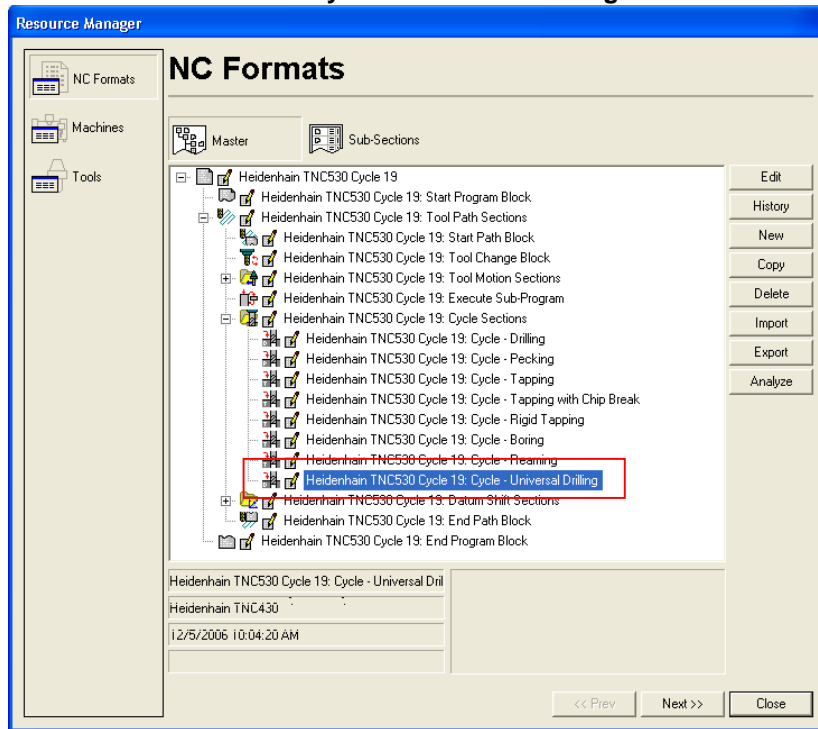


Figure 2: Updating the NC Formats

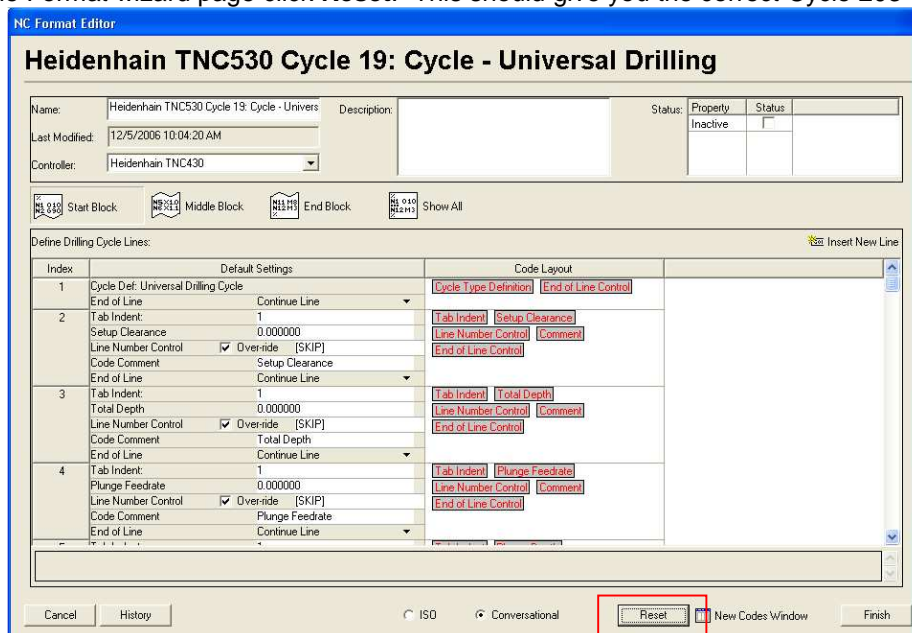
2.0 Setting Up Your Cycle 203 (Universal Drilling)

You will now need to edit your NC Format to support the Cycle 203.

- 1) Start the CAMplete TruePath Application
- 2) Go to the **Tools** menu and select **NC Format Editor**
- 3) Select your NC Format and find the **Cycle – Universal Drilling** sub-section:



- 4) Click **Edit** on that section
- 5) On the Format wizard page click **Reset**. This should give you the correct Cycle 203 Q-variables.

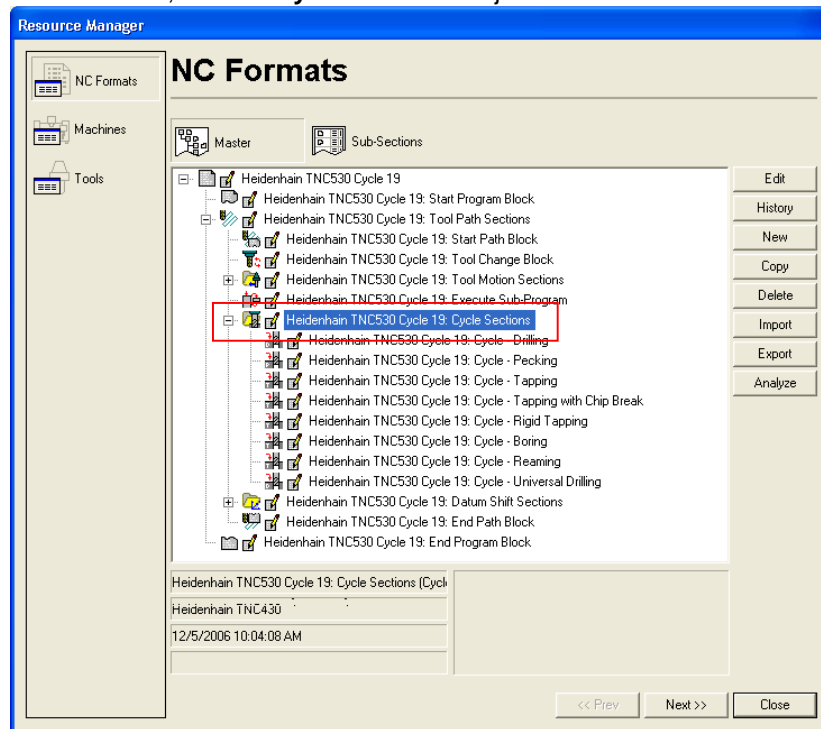


- 6) Click **Finish** and enter nothing for the history when you are prompted

3.0 Re-Mapping Cycles

You can now remap any cycle within the CAMplete TruePath V4 NC Format. In this case, we will remap the Tapping cycle to use Rigid Tapping. To do this, follow these steps:

- 1) In the NC Format editor, find the **Cycle Sections** object and **Edit** it:



- 2) Also, change the **Tapping Cycle** to map to the **Rigid Tapping Cycle**
- 3) Again click **Finish** to commit these changes